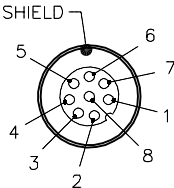
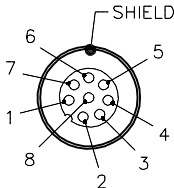
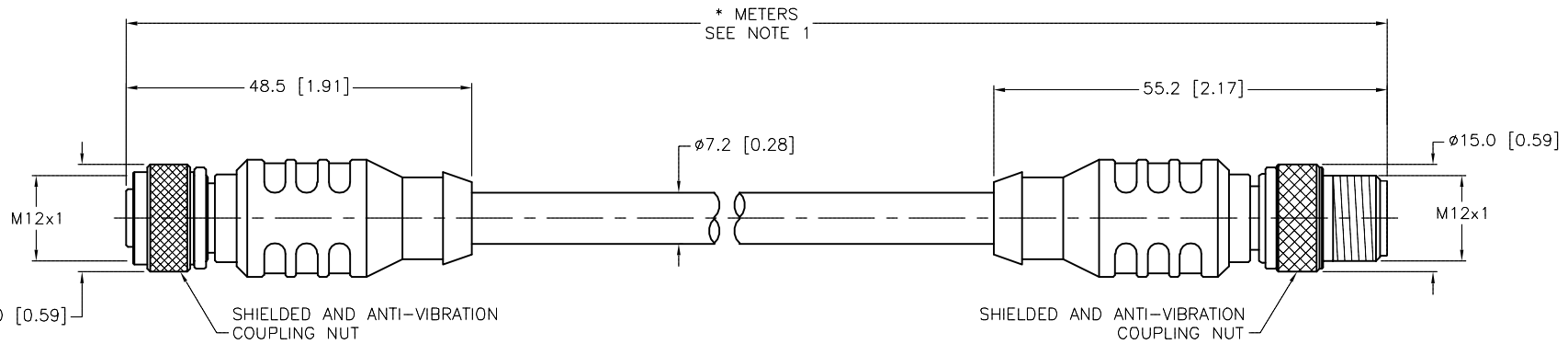


FEMALE END VIEW		MALE END VIEW		SPECIFICATIONS	
				CONTACT CARRIER MATERIAL	NYLON OR TPU
				MOLDED HEAD MATERIAL/COLOR	TPU/YELLOW
				CONTACT MATERIAL/PLATING	BRASS/GOLD
				COUPLING NUT MATERIAL/PLATING	BRASS/NICKEL
				RATED CURRENT [A]	2.0 A
				RATED VOLTAGE [V]	60 VAC/75 VDC
				OUTER CABLE JACKET MATERIAL/COLOR	PVC/BLACK
				CONDUCTOR INSULATION MATERIAL	PVC
				NUMBER OF CONDUCTORS [AWG]	8x24 AWG, 26 AWG DRAIN
				SHIELD/DRAIN	FOIL & TINNED-COPPER BRAID/26 AWG DRAIN
				TEMPERATURE RANGE	-40°C to +105°C (-40°F to +221°F)
				PROTECTION CLASS	MEETS IEC IP67



CABLE LENGTH	TOLERANCE *
ALL LENGTHS	+ 4% (OR 50mm) OF LENGTH - 0% (OR 0mm) OF LENGTH WHICHEVER IS GREATER
STRIP LENGTH	TOLERANCE *
0-7mm	±0.5mm
8-29mm	±1.0mm
30-49mm	±2.0mm
50-69mm	±3.0mm
70-100mm	±4.0mm
OVER 100mm	±5.0mm
* UNLESS OTHERWISE SPECIFIED	

NOTES:

1. "*" INDICATES CABLE LENGTH IN METERS. CONTACT TURCK TO ORDER SPECIFIC LENGTHS.

2. COUPLING NUTS ARE CONNECTED TO SHIELD.

SOURCE DRAWING - FOR REFERENCE ONLY

RELATED DOCUMENTS		3RD ANGLE PROJECTION		<div>THIS DRAWING IS CONFIDENTIAL AND THE PROPERTY OF TURCK INC. USE OF THIS DOCUMENT WITHOUT WRITTEN PERMISSION IS PROHIBITED.</div> <div>TURCK</div>		<div>3000 CAMPUS DRIVE MINNEAPOLIS, MN 55441 1-800-544-7769 (763) 553-7300 (763) 553-0708 fax www.turck.us</div>				
1.										
2.		<div>ALL DIMENSIONS DISPLAYED ON THIS DRAWING ARE FOR REFERENCE ONLY</div> <div>CONTACT TURCK FOR MORE INFORMATION</div>		DRFT	RDS	DATE	08/06/02	DESCRIPTION E-RKS 8T-930-* -RSS 8T		
3.				DSGN		SCALE	1=1			
4.				UNIT OF MEASUREMENT				IDENTIFICATION NO.		REV B
MILLIMETER [INCH]										
MATERIAL				DO NOT SCALE THIS DRAWING				FILE: 777001266		SHEET 1 OF 1
SEE SPECIFICATIONS										
FINISH				SEE SPECIFICATIONS						

B	UPDATE PROTECTION CLASS	RDS	02/10/11	34226
REV	DESCRIPTION	BY	DATE	ECO NO.